



7 Ton Electric Chain Hoist Power Trolley 2 Speed Hoist and Trolley 29 ft. G100 Chain M4/H3 230/460V

Key features

- Load Capacity: Capable of lifting up to 7 tons (15,400 lbs.), ideal for heavy-duty industrial lifting.
- Speed: Dual-speed operation for precise control and flexibility in both lifting and horizontal movement.
- Power Trolley: Includes a powered trolley for smooth and efficient horizontal movement along the beam.
- 3 Year Warranty, Customer Support and Service in the USA

Electric Chain Hoist Description

7.5 Ton Electric Chain Hoist with Motorized Trolley. Highest Quality, most Technologically Advanced Hoist in the Industry. M4 (ISO) / 1Am (FEM) / H3 (HMI) Duty Cycle classification, Class F insulation with cooling fan. Compact lightweight body. Heavy duty reliable Pull Rotor Motor Brake. Contains NO brake coil to fail like conventional disc brakes. Durable IP65 Pendant control with double speed functionality allows for a precise maneuverability and precision. Includes strain relief wire molded to pendant cord for added support and reliability. Quick Connectors save valuable time on setup and maintenance. Easy Maintenance Control Panel provide fast, easy, and trouble-free access. Completely Sealed Body suitable for both indoor and outdoor applications, including harsh environments. Gaskets throughout the hoist provide an IP55 rating. Oil Bath and precision machined helical and spur gears provide for quiet, smooth operations. Superior Quality Chain is precision gauged, Grade 100, manganese alloy load chain heat treated for wear resistance and extended life.

Prowinch Two Speed Electric Chain Hoist with Power Trolley

All of our Electric Chain Hoists are created with the goal of offering the best price-performance ratio. Key components such as lifespan factors are constantly tested and improved in order to offer the best product for the price.

Key Components

All internal components have been upgraded to meet the highest quality standards. Key electronic components are produced by American or German brands, and we use American-made lubricants to ensure the lifespan of gears and reducers. Final assembly and all tests are performed in the US before shipping to ensure that every unit meets the corresponding standard.

Duty Classification

Duty classification is a key factor when choosing the right unit. These H3 hoists are suitable for general machine shop fabricating, assembly, storage, and warehousing. For uniformly distributed work periods, the hoists have 25% max. operational time per hour and can handle up to 150 starts per hour. When being used for infrequent work periods, the hoist can be operated for 30 minutes from a cold start with up to 200 starts per hour. Operational time ratings are calculated at a 65% load factor, as per ASME HST-1-2012.

Control System

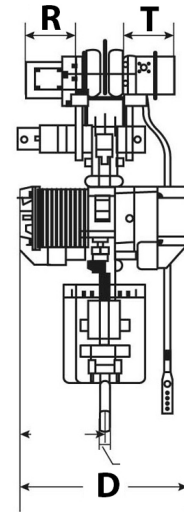
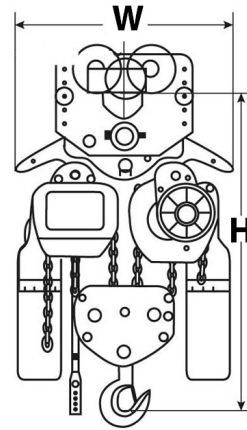
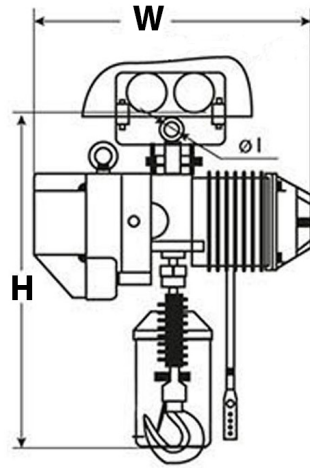
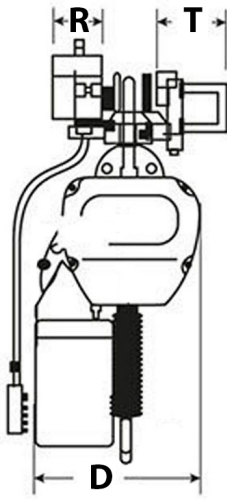
This electric chain hoist comes standard with a pendant control. The length of the control is 4 feet less than the lifting height, which allows it to be easily operated from ground-level. An optional wireless control is available for extra convenience.

Braking System

The electromagnetic brake system is tested at 125% of the hoist capacity and is designed to automatically engage immediately upon any loss of power.

Technical Specifications

Rated Load Capacity	16530 lb / 7500kg	Contactors	EATON 25 AMP
Standard Lifting Height	30 ft / 9 m	Transmission / Reducer Type	Spur gearbox with Oil splash lubrication
Speed (f/m) / min	2.6 & 7.3 ft/min - 0.8 & 2.2 m/min [@60Hz] 2 & 6 ft/min - 0.6 & 1.8 m/min [@50Hz]	Load Chain Type	G100
Number of Speeds	2 Speed	Load Chain Size	11.2 x 34 mm
Voltage	3 Phase 208~240/440~480V 50/60Hz	Chain Falls	3
USA and Canada Voltage	208~240/440~480V	Chain Length	90 ft / 27 m
Available Voltages	208~240/440~480V for USA and 380/440~480V for CHILE	Humidity	<85%
Duty Class	H3/M4/1Am/Class C	Temperature	-4 ~ 104° F / -20 ~ 40° C
Motor Power (6)	3 kW	Trolley Power	0.8 / 0.27 kW
Motor AMP	10 / 5	Noise Level	81 dB
Motor RPM	3456 & 1152@60Hz / 2880 & 960@50Hz	Trolley Speed /min	36 - 68 ft /11 - 21 m
Motor Brake	Yes	Trolley Number of Speeds	2
Insulation Grade	F	I-Beam Width Range	100-178 mm
IEC Motor Protection	IP55	Minimum Turn Radius	5.9 ft / 1.8 m
Control	Pendant Control and Optional Wireless	Standards Compliance	ASME HST-1 , ASME B30.16 , B30.17 , EN60204-32
Control Voltage	24V	Warranty	3 Year
Emergency Stop	Yes		



Unit Weight & Dimensions

T Trolley Motor Width	5.6 in / 142 mm
D Depth	15 in / 380 mm
R Trolley Cover Width	9 in / 231 mm
W Width	26.6 in / 677 mm
H Minimum Headroom	40 in / 1218 mm
J Hook Opening	2.87 in / 73 mm
Total Unit Weight	731 lbs / 332 Kg

Packaging Weight & Dimensions

Package 1 Net Weight	539 lbs / 245 Kg
Package 2 Net Weight	192 lbs / 87 Kg
Package 1 Gross Weight	595 lbs / 270 Kg
Package 2 Gross Weight	220 lbs / 100 Kg
Package 1 Length	32 in / 81.28 cm
Package 2 Length	28 in / 71.12 cm
Package 1 Width	22 in / 55.88 cm
Package 2 Width	18 in / 45.72 cm
Package 1 Height	34 in / 86.36 cm
Package 2 Height	21 in / 53.34 cm