



## 10 ton 22000 lb 230/460V Electric Chain Hoist 2 Speed Power Trolley 40 ft. G100 Chain H3 Duty

### Key features

- Load Capacity: Supports up to 10 tons (22,000 lbs), designed for heavy-duty lifting and handling.
- Voltage Options: Compatible with 230/460V electrical systems, accommodating various industrial power configurations.
- Power Trolley: Includes a power trolley for smooth and efficient horizontal movement along the beam.
- 3 Year Warranty, Customer Support and Service in the USA

### Electric Chain Hoist Description

10 Ton Wireless Electric Chain Hoists are used for raising and lowering material. Power Cord is standard at 3 ft. for Hook and Push Trolley Mounts. Power Cord is standard at 3 ft. for Motorized Trolley Mounts. Hoists usually ship within 1-3 business days after ordering. Please call us at 1 (800) 971-8061 for any special requests. The Highest Quality, most Technologically Advanced Hoist in the Industry. Our hoist ranges from basic Light Duty H1 to Heavy Duty Motor - 60 minute, H4 classification, Class F insulation with cooling fins and standard thermal motor protection. Compact lightweight body offers one of the lowest headroom hoists in the industry. Extremely durable and reliable Pull Rotor Motor Brake. Contains NO brake coil to fail like conventional disc brakes. Durable Push-Button Pendant for easy, one-handed operation. Double speed functionality allows for a precise maneuverability and precision. Includes strain relief wire molded to pendant cord for added support and reliability. Quick Connectors save valuable time on setup and maintenance. "Quick disconnect" replaces typical competitive hard-wired designs. Easy Maintenance Control Panel is hinged to swing out to provide fast, easy, and trouble-free access. Completely Sealed Body suitable for both indoor and outdoor applications, including harsh environments. Gaskets throughout the hoist provide an IP55 rating. Oil Bath and precision machined helical and spur gears provide for quiet, smooth, and cool operations. Superior Quality Chain is precision gauged, Grade 100, manganese alloy load chain that is heat treated for wear resistance and extended life.

### Prowinch Two Speed Electric Chain Hoist with Power Trolley

All of our Electric Chain Hoists are created with the goal of offering the best price-performance ratio. Key components such as lifespan factors are constantly tested and improved in order to offer the best product for the price.

### Key Components

All internal components have been upgraded to meet the highest quality standards. Key electronic components are produced by American or German brands, and we use American-made lubricants to ensure the lifespan of gears and reducers. Final assembly and all tests are performed in the US before shipping to ensure that every unit meets the corresponding standard.

### Duty Classification

Duty classification is a key factor when choosing the right unit. These H3 hoists are suitable for general machine shop fabricating, assembly, storage, and warehousing. For uniformly distributed work periods, the hoists have 25% max. operational time per hour and can handle up to 150 starts per hour. When being used for infrequent work periods, the hoist can be operated for 30 minutes from a cold start with up to 200 starts per hour. Operational time ratings are calculated at a 65% load factor, as per ASME HST-1-2012.

### Control System

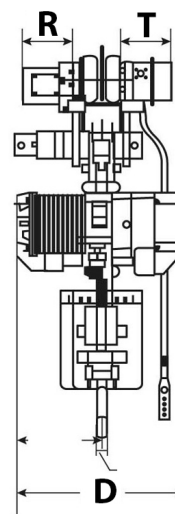
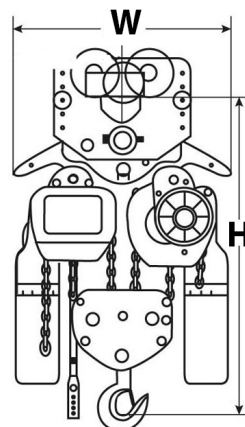
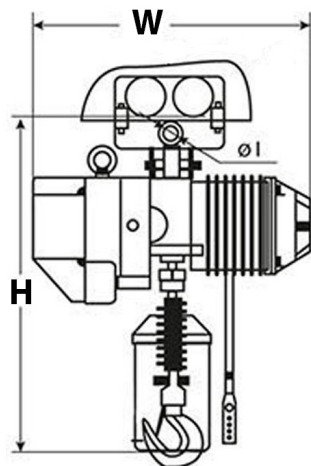
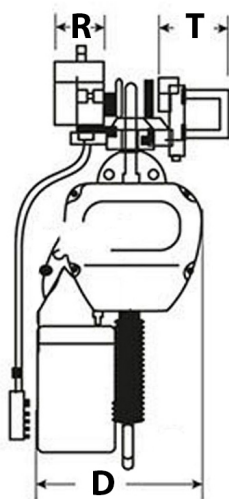
This electric chain hoist comes standard with a pendant control. The length of the control is 4 feet less than the lifting height, which allows it to be easily operated from ground-level. An optional wireless control is available for extra convenience.

## Braking System

The electromagnetic brake system is tested at 125% of the hoist capacity and is designed to automatically engage immediately upon any loss of power.

## Technical Specifications

<b>Rated Load Capacity</b>	22000 lb / 10000 kg	<b>Contactora</b>	EATON 25 AMP
<b>Standard Lifting Height</b>	40 ft / 12 m	<b>Transmission / Reducer Type</b>	Spur gearbox with Oil splash lubrication
<b>Speed (f/m) / min</b>	2.9&9ft/0.9&2.7m@60Hz 2.4&7.5/0.75&2.3m@50Hz	<b>Load Chain Type</b>	G100
<b>Number of Speeds</b>	2 Speed	<b>Load Chain Size</b>	11.2 x 34
<b>Voltage</b>	3 Phase 208~240/440~480V 50/60Hz	<b>Chain Falls</b>	4
<b>USA and Canada Voltage</b>	208~240/440~480V	<b>Chain Length</b>	160 ft / 48.5 m
<b>Available Voltages</b>	208~240/440~480V for USA and 380/440~480V for CHILE	<b>Humidity</b>	<85%
<b>Duty Class</b>	H3/M4/1Am/Class C	<b>Temperature</b>	-4 ~ 104° F / -20 ~ 40° C
<b>Motor Power (6)</b>	3.0 kW x 2	<b>Trolley Power</b>	0.8 / 0.27 kW x 2
<b>Motor AMP</b>	20 / 10	<b>Noise Level</b>	81 dB
<b>Motor RPM</b>	3456 & 1152@60Hz / 2880 & 960@50Hz	<b>Trolley Speed /min</b>	36 - 68 ft /11 - 21 m
<b>Motor Brake</b>	Yes	<b>Trolley Number of Speeds</b>	2
<b>Insulation Grade</b>	F	<b>I-Beam Width Range</b>	100-178 mm
<b>IEC Motor Protection</b>	IP55	<b>Minimum Turn Radius</b>	6.6 ft / 2 m
<b>Control</b>	Pendant Control and Optional Wireless	<b>Standards Compliance</b>	ASME HST-1 , ASME B30.16 , B30.17 , EN60204-32
<b>Control Voltage</b>	24V	<b>Warranty</b>	3 Year
<b>Emergency Stop</b>	Yes		



## Unit Weight & Dimensions

<b>T Trolley Motor Width</b>	5.6 in / 142 mm
<b>D Depth</b>	15 in / 380 mm
<b>R Trolley Cover Width</b>	9 in / 231 mm
<b>W Width</b>	28.2 in / 718 mm
<b>H Minimum Headroom</b>	47 in / 1190 mm
<b>J Hook Opening</b>	2.77 in / 70.5 mm
<b>Total Unit Weight</b>	948 lbs / 431 Kg

## Packaging Weight & Dimensions

<b>Package 1 Net Weight</b>	948 lbs / 430 Kg
<b>Package 1 Width</b>	31 in / 78.74 cm
<b>Package 1 Gross Weight</b>	992 lbs / 450 Kg
<b>Package 1 Height</b>	59 in / 149.86 cm
<b>Package 1 Length</b>	39 in / 99.06 cm