



## Portable Electric Winch Hoist 500 lb Rechargeable Battery Powered Wireless

### Key features

- Battery Powered Winch; Ideal for users that prefer not to permanently mount their winch
- The light weight of the unit and compactness makes this winch the ideal tool for your job
- Improved overall construction, quality, and performance in the long run
- Easy to assemble, run and maintain.
- 1 Year Warranty, Customer Support and Service in the USA

### Winch Description

This Wireless / Wired **Battery Powered Winch** Features a High Power DC motor that ensures high torque when pulling at full capacity. 8 Cell Litium Batteries ensure you are getting the longest run time to achieve the highest productivity. Additionally, you can add as many batteries as you'd like to further increase the running time.

### Wireless Control System

Prowinch 500 lbs **Portable Electric Battery-powered Winch / Hoist** with Wireless Remote Control Battery Powered comes standard with one Li-ion Rechargeable battery and a Wireless / Pendant control. Total wire rope length 13'.

### Cooling System

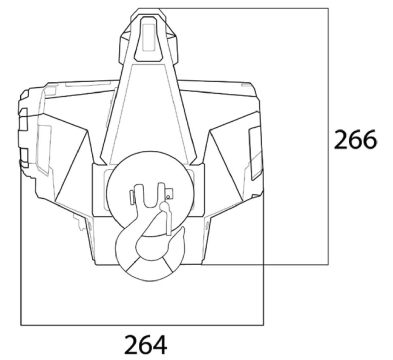
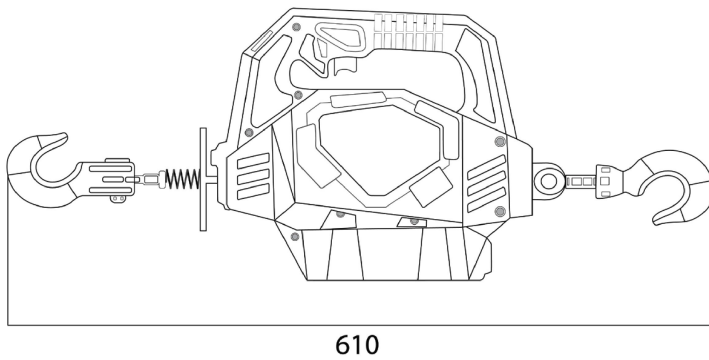
The cooling fan of this Electric Winch / Hoist is specifically designed to achieve quick heat dissipation, with rates of up to 12% of continuous labor.

### Braking System

Electromagnetic brake system designed to automatically engage on any power cut-off.

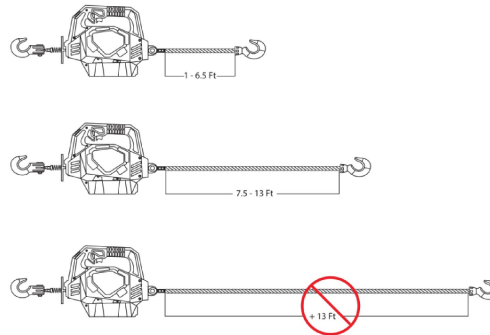
## Technical Specifications

<b>1st Layer Rated Capacity</b>	500 lb	<b>Motor Type (68)</b>	DC Brushed
<b>Number of Speeds</b>	Variable Speed	<b>Accessories</b>	Lithium Battery & Charger
<b>Voltage</b>	Battery Power 24 VDC	<b>Warranty</b>	1 Year
<b>FCC ID</b>	OFNF21		



Dimensions in mm

PARAMETERS	SPECIFICATIONS
<b>Rated Line Pulls</b>	500 Lbs. ( 454 Kg)
<b>Power Supply</b>	25.2V DC
<b>Cable</b>	Ø6mm x 14.8 Ft
<b>Battery</b>	Lithium Battery
<b>Battery Capacity</b>	2.5 AH
<b>Battery Charger Input</b>	100-240V AC 50-60Hz 75W
<b>Battery Charger Output</b>	30V
<b>Dimensions</b>	24" x 10" x 10.5"
<b>N.W.</b>	17.2 Lbs



## Unit Weight & Dimensions

<b>A Total Height</b>	10.5	<b>Package 1 Net Weight</b>	15 lbs / 7 Kg
<b>W Width</b>	10	<b>Package 1 Width</b>	13 in / 33.02 cm
<b>D Depth</b>	24	<b>Package 1 Gross Weight</b>	16 lbs / 7 Kg
<b>Total Unit Weight</b>	15 lbs / 7 Kg	<b>Package 1 Height</b>	16 in / 40.64 cm
		<b>Package 1 Length</b>	14 in / 35.56 cm

## Packaging Weight & Dimensions