



1000 lbs Davit Crane 360 Swivel with Wireless Electric Winch 110V

Key features

- Convenient mounting plate for easy installation.
- Adjustable telescopic boom system with 3 heights and positions.
- Hoist includes a quick-acting electromagnetic brake, emergency stop, safety key, and limit switch.
- Removable boom for easy transportation and storage.
- 1 Year Warranty, Customer Support and Service in the USA

Prowinch 110V Davit Crane Description

The **Prowinch 1100 lb Davit Crane** is perfect for use docks and boats. The **folding floor crane with telescopic boom** has a convenient mounting plate for quick installation. The 3 position boom and 360 degree rotation helps you get the durable load hook in the perfect position. The system is foldable which allows for easy storage. The included wireless remote control offers added convenience.

Prowinch Davit Cranes

All of our Davit Cranes are created with the goal of offering the best price-performance ratio. Key components such as lifespan factors are constantly tested and improved in order to offer the best product for the price.

Key Components

All internal components have been upgraded to meet the highest quality standards. Final assembly and all tests are performed in the US before shipping to ensure that every unit meets the corresponding standard.

Duty Classification

Duty classification is a key factor when choosing the right unit. This davit crane comes with an H1 electric wire rope hoist that is suitable for infrequent handling, installing and servicing heavy equipment, and idling for long periods between use. For uniformly distributed work periods, the hoist has a 12.5% max. operational time per hour and can handle up to 75 starts per hour. When being used for infrequent work periods, the hoist can be operated for 15 minutes from a cold start with up to 100 starts per hour. Operational time ratings are calculated at a 65% load factor, as per ASME Standards.

Braking System

The electromagnetic brake system is tested at 125% of the hoist capacity and is designed to automatically engage immediately upon any loss of power.

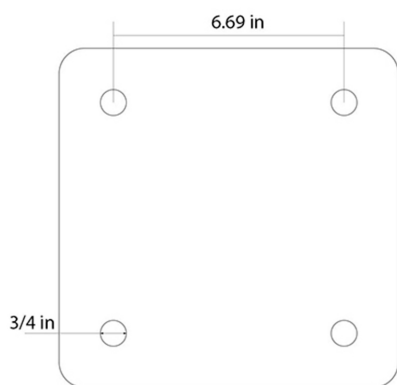
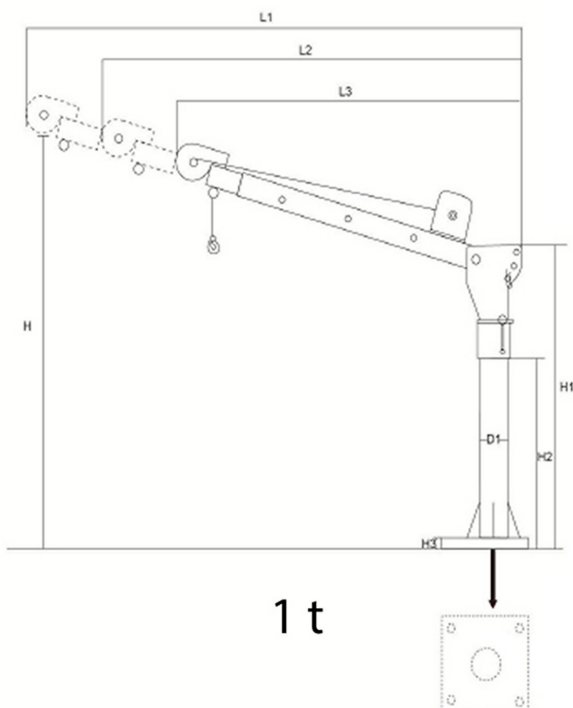
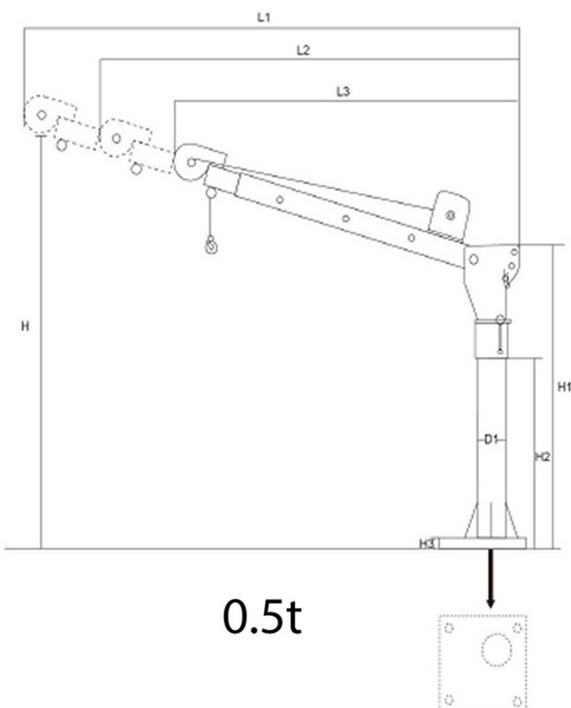


Technical Specifications

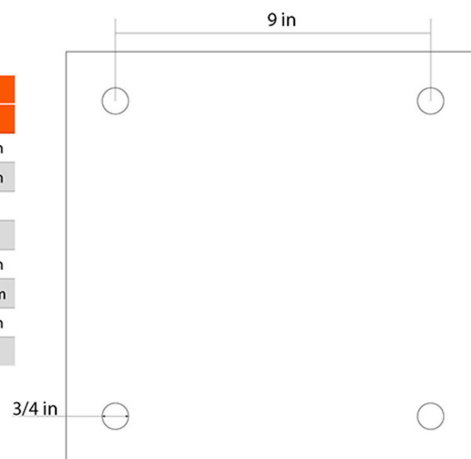
Rated Load Capacity	1100 lbs / 500 kg	Insulation Grade	B
Speed /min	33 ft/10m @1line 16ft/5m @2line	IEC Motor Protection	IP40
Number of Speeds	1 Speed	Wire Rope	ø11/64 in x 38 ft ø4.3 mm x 12 m
Voltage	1 Phase 110~120V 60Hz	Humidity	<85%
FCC ID	OFNF21	Temperature	-4°~104° F / -20°~40° C
Duty Class	H2/M3/1Bm/Class B	Noise Level	71 dB
Motor/Engine Power	1450 W	Standards Compliance	Intertek 4006091 , UL N 1340, CAN/CSA C22.2 , EN14492-2 , EN60204-32
Motor AMP	8.5 AMP	Warranty	1 Year
Motor Brake	YES		

BOOM Position	1100 lb - 0.5 t		
	1	2	3
A	1300 lbs	660 lbs	340 lbs
B	1150 lbs	580 lbs	290 lbs
C	1100 lbs	550 lbs	280 lb

BOOM Position	2200 lb - 1 t		
	1	2	3
A	2600 lbs	1300 lbs	780 lbs
B	2300 lbs	1150 lbs	690 lbs
C	2200 lbs	1100 lbs	660 lb



Variable	Capacity	
	1120 lb / 0.5 t	2240 lb / 1 t
H	82 in / 2082 mm	85 in / 2159 mm
H1	46.5 in / 1181 mm	47 in / 1193 mm
H2	30 in / 762 mm	
H3	3/4 in /	3/4 in /
L1	49 in / 1244 mm	51 in / 1295 mm
L2	42 in / 1066 mm	44 in / 1117 mm
L3	35 in / 889 mm	40 in / 1016 mm
D1	3.5 in / 88.9 mm	4 in / 101.6



Unit Weight & Dimensions

Packaging Weight & Dimensions



**PWPHP1100-11
0V**

Total Unit Weight	158 lbs / 72 Kg	Package 1 Net Weight	123 lbs / 56 Kg
		Package 2 Net Weight	35 lbs / 16 Kg
		Package 1 Gross Weight	132 lbs / 60 Kg
		Package 2 Gross Weight	37 lbs / 17 Kg
		Package 1 Length	54 in / 137.16 cm
		Package 2 Length	21 in / 53.34 cm
		Package 1 Width	14 in / 35.56 cm
		Package 2 Width	10 in / 25.4 cm
		Package 1 Height	14 in / 35.56 cm
		Package 2 Height	14 in / 35.56 cm