



1 Ton Fixed Height Steel Gantry Crane 11 ft Height 8 ft Span **MADE IN USA**

Key features

- All-Steel Construction
- Quick assembly and disassembly for easy transport
- Designed for use with a trolley hoist (not included)
- Super-strong swivel casters (all locking) with rubber for smooth rolling
- 3 Year Warranty, Customer Support and Service in the USA

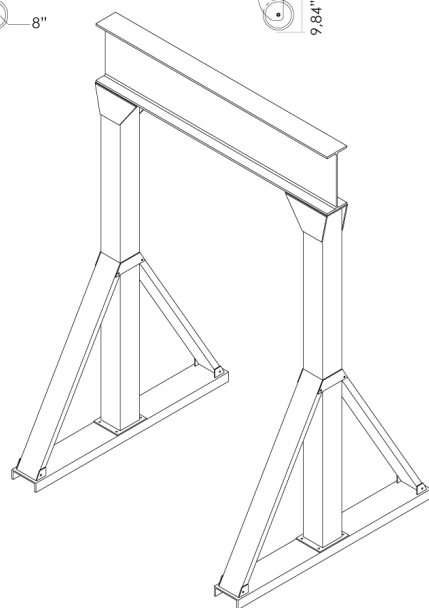
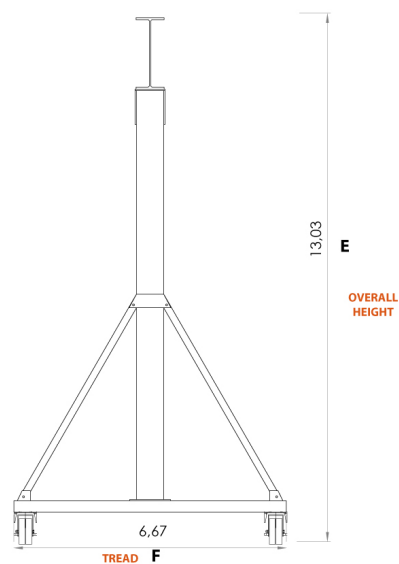
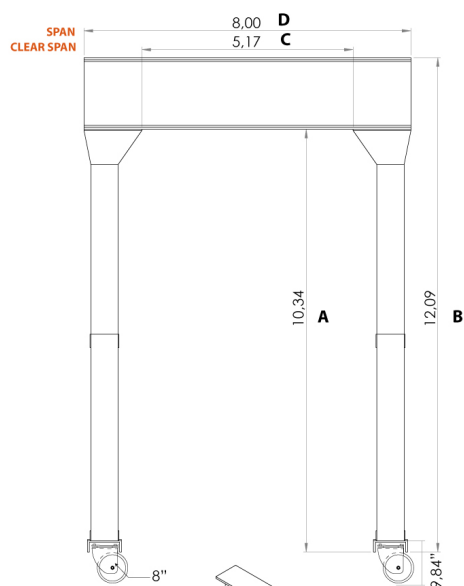
Prowinch **gantry cranes** are built for simplicity and maximum usability. With their specially designed steel structure, they are ideal for buildings and work areas, both indoors and outdoors. A low headroom hoist will make the most of your existing workspace.

This **Prowinch Fixed Height 1 Ton Gantry Crane** will give you the safest and most efficient way to move materials anywhere inside a facility. Heavy-duty construction designed with square tubing uprights and channel base mounted on heavy-duty polymer caster that won't scratch the floor. Each caster features its own locking brake to prevent movement while the crane is loaded.

Fixed Height Steel Gantry Cranes are pre-engineered for use with power hoists. This gantry crane is designed suitable for use in permanent and semi-permanent applications. Fork truck assistance may be required for initial setup.

Technical Specifications

| | | | |
|---------------------------|-------|--------------------|--------|
| Rated Load Capacity | 1 ton | Material | Steel |
| I-Beam Height | 6 in | Design Factor | 4:1 |
| Overall SPAN | 8 ft | I-Beam Width Range | 4 in |
| Clear SPAN | 6 ft | Made in | USA |
| HUB Height Under The Beam | 10 ft | Warranty | 3 Year |



| MODEL | PWMG1T-S8-H11 |
|-------|---------------|
| A | 10,34 ft |
| B | 12,09 ft |
| C | 5,17 ft |
| D | 8 ft |
| E | 13,03ft |
| F | 6,67 ft |

Unit Weight & Dimensions

| | |
|--------------------------|------------------|
| Total Unit Weight | 476 lbs / 216 Kg |
|--------------------------|------------------|

Packaging Weight & Dimensions

| | |
|-----------------------------|------------------|
| Package 1 Net Weight | 476 lbs / 216 Kg |
|-----------------------------|------------------|

| | |
|------------------------|-------------------|
| Package 1 Width | 145 in / 368.3 cm |
|------------------------|-------------------|

| | |
|-------------------------------|------------------|
| Package 1 Gross Weight | 573 lbs / 260 Kg |
|-------------------------------|------------------|

| | |
|-------------------------|------------------|
| Package 1 Height | 23 in / 58.42 cm |
|-------------------------|------------------|

| | |
|-------------------------|------------------|
| Package 1 Length | 31 in / 78.74 cm |
|-------------------------|------------------|