

10 ton Electric Wire Rope Hoist 24 mts. 4 ways VFD 2 Speed H3 Duty

Key features

- Load Capacity: 10 tons (22,000 lbs) for heavy-duty lifting.
- Lifting Height: 24 meters (approximately 79 feet).
- Speed: 2 Speed settings for adjustable lifting performance.
- 3 Year Warranty, Customer Support and Service in the USA



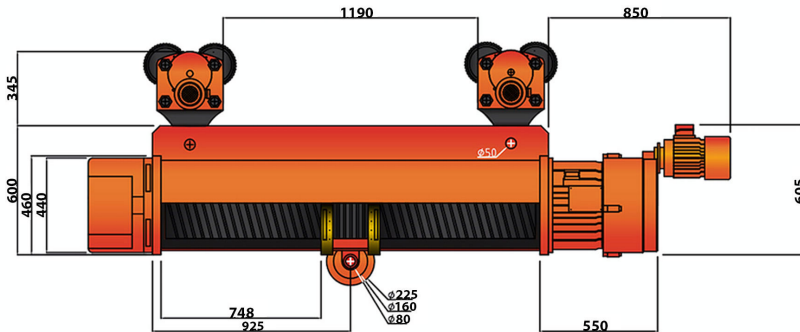
Electric Wire Rope Hoist Description

10 Ton Wireless Electric Wire Rope Hoists are used for raising and lowering material. Power Cord is standard at 3 ft. for Hook and Push Trolley Mounts. Power Cord is standard at 3 ft. for Motorized Trolley Mounts. Hoists usually ship within 1-3 business days after ordering. Please call us at 1 (800) 971-8061 for any special requests. The Highest Quality, most Technologically Advanced Hoist in the Industry. Our hoist ranges from basic Light Duty H1 to Heavy Duty Motor - 60 minute, H4 classification, Class B insulation with cooling fins and standard thermal motor protection. Compact lightweight body offers one of the lowest headroom hoists in the industry. Extremely durable and reliable Pull Rotor Motor Brake. Contains NO brake coil to fail like conventional disc brakes. Durable Push-Button Pendant for easy, one-handed operation. (Now with an included professional Industrial wireless remote control kit). Double speed functionality allows for a precise maneuverability and precision. Includes strain relief wire molded to pendant cord for added support and reliability. Easy Maintenance Control Panel is hinged to swing out to provide fast, easy, and trouble-free access. Completely Sealed Body suitable for both indoor and outdoor applications, including harsh environments. Gaskets throughout the hoist provide an IP55 rating. Oil Bath and precision machined helical and spur gears provide for quiet, smooth, and cool operations.

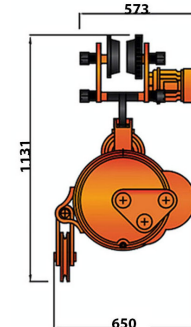
Technical Specifications

Rated Load Capacity	22000 lb / 10000 kg	I-Beam Width Range	138~180 mm [5.4~7.1 in]
Number of Speeds	2 Variable Speed	Warranty	3 Year
Voltage	3 Phase 440~480V 60Hz		

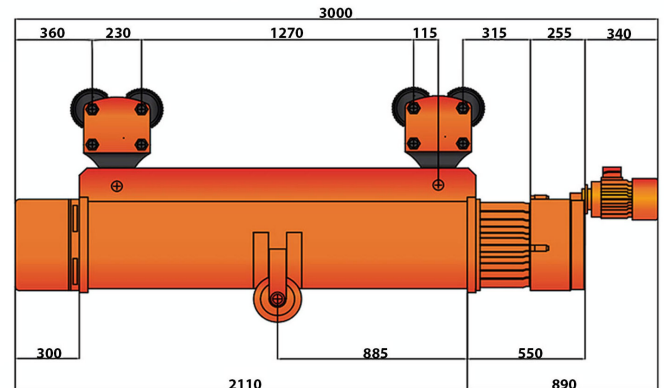
FRONT VIEW / VISTA FRONTAL



LATERAL VIEW / VISTA LATERAL

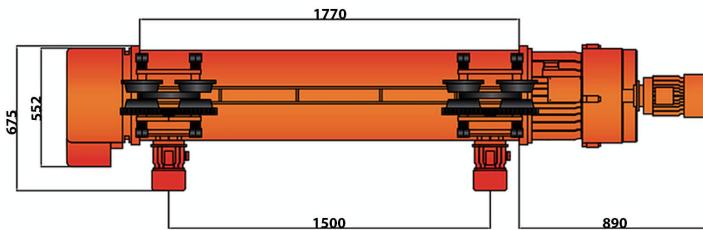


BACK VIEW / VISTA TRASERA



Dimensions in mm / Dimensiones en mm
Tolerancia ± 2mm

SIDE VIEW / VISTA SUPERIOR



Service/Servicio	Load/Carga	Time/Tiempo	Maintenance/ Mantenimiento
Normal	< 65%	< 25%	6~12 (months/meses)
Heavy/Pesado	> 65%	> 25%	3~6 (months/meses)
Severe/Severo	Abnormal Conditions En Condiciones Anormales Environmental, Geographical & Risky Ambientales, Geográficas & Riesgosas		1~3 (months/meses)
	<100%	<Duty cycle limit <Limite ciclo de trabajo	

Unit Weight & Dimensions

Total Unit Weight 2450 lbs / 1112 Kg

Packaging Weight & Dimensions

Package 1 Net Weight 2450 lbs / 1112 Kg

Package 1 Width 29 in / 73.66 cm

Package 1 Gross Weight 2480 lbs / 1125 Kg

Package 1 Height 34 in / 86.36 cm

Package 1 Length 112 in / 284.48 cm