



10 Ton Hydraulic Winch with Steel Roller 20000 lbs. 12V Wireless Control

Key features

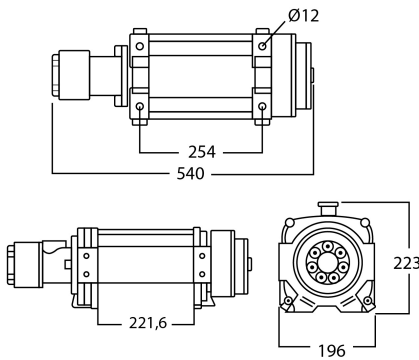
- Load Capacity: 10 Ton (20,000 lbs), designed for heavy-duty applications such as industrial lifting, towing, and recovery.
- 12V Power: Operates on a 12V DC system, ensuring compatibility with most power sources and vehicles.
- Wireless Control: Comes with a wireless control system, allowing for convenient operation from a distance, enhancing safety and ease of use.
- 3 Year Warranty, Customer Support and Service in the USA

Winch Description

This 10 Ton Hydraulic Winch delivers a robust 20,000 lbs capacity and features a roller for smooth operation. The 12V wireless control system offers convenient, remote handling, providing flexibility and ease of use for heavy-duty lifting and pulling tasks. Engineered for high performance and durability in challenging conditions.



Technical Specifications

1st Layer Rated Capacity	20000 lb / 9000 Kg	Drum Brake	YES
Speed (f/m) / min	14~19 ft / 5~5.7 m	Free Spooling Clutch Type	Manual
Number of Speeds	1 Speed - Optional Variable Speed	Wire Rope	ø1/2 in x 78 ft ø13 mm x 24 m
FCC ID	WTX20X04015023E	Recommended Wire Rope	REMOVE FIELD
Motor Type (68)	Hydraulic w/ Counterbalance valve	Standards Compliance	SAE-J706
IEC Motor Protection	IP67	Warranty	3 Year
Control	Wireless w/ 12 V Electro Valve Block	Oil Pressure	1450 psi
Transmission / Reducer Type	2 Stages Planetary / 2 Etapas Planetario	Oil Flow	8 Gal/min - 30L/min
Gear Ratio	33:1		



Dimensions in mm / Dimensiones en mm

INCLUDED / INCLUIDO



Unit Weight & Dimensions

A Total Height	223 mm	Package 1 Net Weight	149 lbs / 68 Kg
W Width	540 mm	Package 1 Width	23 in / 58.42 cm
D Depth	196 mm	Package 1 Gross Weight	154 lbs / 70 Kg
Drum DL Length (56)	220 mm	Package 1 Height	8 in / 20.32 cm
Total Unit Weight	149 lbs / 68 Kg	Package 1 Length	14 in / 35.56 cm

Packaging Weight & Dimensions