


7 Ton Electric Winch 440~480V Includes Wire Rope, 1 Speed Control, full Chassis, Motor and Reducer Brake.



Key features

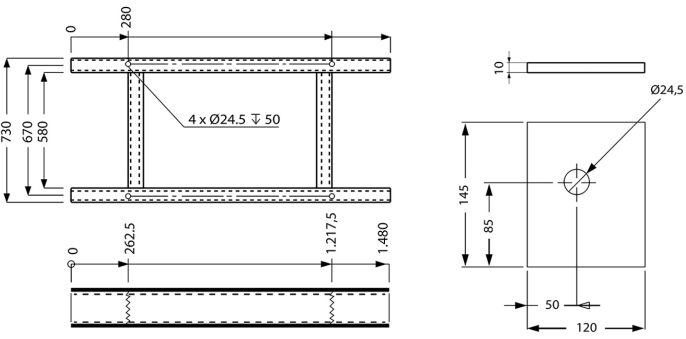
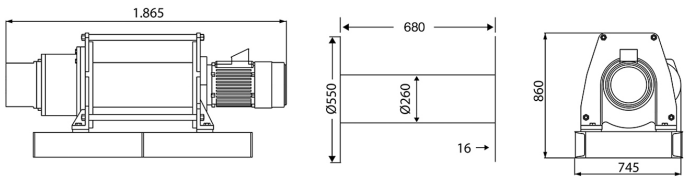
- Capacity: Handles up to 7 tons, suitable for heavy-duty lifting and pulling tasks.
- Power Supply: Operates on 440~480V, compatible with high-power industrial electrical systems.
- Wire Rope: Includes wire rope, designed for durability and strength during operation.
- 3 Year Warranty, Customer Support and Service in the USA

Winch Description

This robust 7-ton electric winch operates on a 440~480V power supply and comes fully equipped with wire rope, a 1-speed control, and a comprehensive chassis. It features a high-performance motor and a reducer brake for enhanced safety and control. Designed for heavy-duty tasks, this winch provides reliable lifting and pulling capabilities, making it ideal for demanding industrial and construction applications.

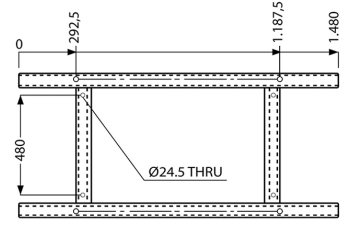
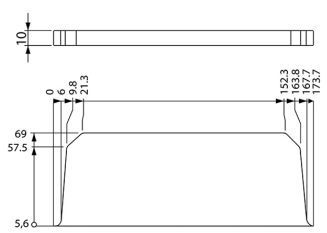
Technical Specifications

1st Layer Rated Capacity	16975 lb / 7700 kg	Electric Control Box	Not Included
Speed (f/m) / min	33~61 ft / 10~18 m	Gear Ratio	186.25:1
Number of Speeds	1 Speed - Optional Variable Speed	Drum Brake	Optional
Voltage	3 Phase 380/440~480V 50/60Hz	Wire Rope	Not Included
Motor Type (68)	Electric AC	Recommended Wire Rope	ø7/8 in x 656 ft ø22.2 mm x 250 m
IEC Motor Protection	IP54	Humidity	<85%
IEC Electric Control Box Protection	IP65	Standards Compliance	ASME/ANSI B30.7, B30.10 / AWS D14.3 / RR-W-410E / ISO 2232
Control	E-Stop/Up/Down - Optional Variable Speed	Warranty	3 Year
Control Voltage	24V	Standard Lifting Height	Up to 820 ft / 250 m



Layer / Capa	Rope on drum / Mts x Capa	Lifting x layer / Cap x Capa	Speed / Velocidad (per min)
1	82ft / 25m	16976 lb / 7700 kg	33.2 ft / 10.1 m
2	177 ft / 54 m	14846 lb / 6734 kg	37.9 ft / 11.6 m
3	283 ft / 86 m	13191 lb / 5983 kg	42.7 ft / 13.0 m
4	400 ft / 122 m	11868 lb / 5383 kg	47.4 ft / 14.5 m
5	530 ft / 162 m	10786 lb / 4893 kg	52.2 ft / 15.9 m
6	672 ft / 205 m	9885 lb / 4484 kg	56.9 ft / 17.4 m
7	825 ft / 251 m	9124 lb / 4138 kg	61.7 ft / 18.8 m

INCLUIDO/INCLUIDA



Dimensions in mm / Dimensiones en mm

Unit Weight & Dimensions

A Total Height	860 mm
Drum BD Barrel Diameter (58)	ø260 mm
D Depth	745 mm
Drum FD Flange Diameter (57)	ø550 mm

Packaging Weight & Dimensions

Package 1 Net Weight	2646 lbs / 1201 Kg
Package 1 Width	74 in / 187.96 cm
Package 1 Gross Weight	2535 lbs / 1150 Kg
Package 1 Height	31 in / 78.74 cm

W Width	1900 mm	Package 1 Length	31 in / 78.74 cm
Drum DL Length (56)	680 mm		
Total Unit Weight	2646 lbs / 1201 Kg		