

1 Ton Geared Trolley Ex series spark resistant

Key features

- Capacity: Supports loads up to 1 ton (2,000 lbs) for heavy-duty lifting tasks.
- Geared Mechanism: Provides precise control and smooth operation for enhanced usability.
- Spark Resistant Design: Specifically engineered for use in explosive environments, ensuring safety.
- 3 Year Warranty, Customer Support and Service in the USA

Copyright: The pictures contained in this site belong to Prowinch LLC and are protected by copyright under national and international law. This information may not be reproduced, adapted or modified without the written consent of Prowinch LLC. The use of these images and texts implies that you should mention Prowinch LLC as owner. By consulting this site or downloading any information you agree to these conditions.


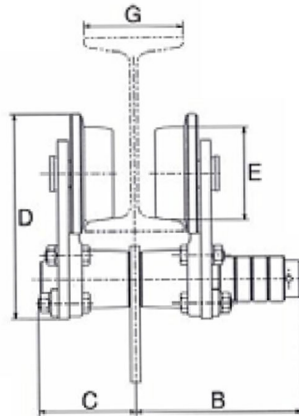
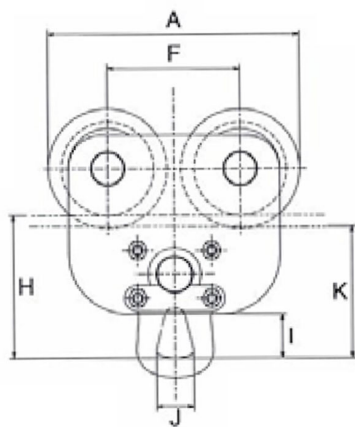
Explosion Proof Description

The 1 Ton Geared Trolley from the Ex Series is engineered for safe and efficient operation in potentially explosive environments. Designed with spark-resistant features, this trolley is perfect for applications in hazardous locations. With a robust capacity of 1 ton, it ensures reliable performance while providing smooth and precise movement along beams.

Technical Specifications

Rated Load Capacity	1 Ton / 2200 lbs	I-Beam Width Range	58 - 130 mm [2.3 - 5.11 in]
Load Test	150% [Rated Load / Capacidad Nominal]	Minimum Turn Radius	1.1 m [3.61 ft]
Standard Lifting Height	20 ft / 6 m	Standards Compliance	ASME B30.17 / ATEX Directive
Explosion Proof Protection	Ex II 2 GD c II B T105 °C	Made in	Japan
Control	Geared Manual Chain	Warranty	3 Year
Hand Chain Height (Customizable)	6 m / 20 ft		

Capacity / Capacidad	A	B	C	D	E	F	H	I	J	K
1102 lb / 0.5 t	7.50 in / 191 mm	5.0 in / 127 mm	2.9 in / 74 mm	6.1 in / 155 mm	2.7 in / 69 mm	3.9 in / 99 mm	4.2 in / 107 mm	1.3 in / 33 mm	1.1 in / 33 mm	3.9 in / 99 mm
2204 lb / 1 t	8.70 in / 221 mm	5.0 in / 127 mm	2.9 in / 74 mm	6.7 in / 170 mm	3.1 in / 79 mm	4.5 in / 114 mm	4.4 in / 112 mm	1.2 in / 30 mm	1.1 in / 28 mm	4.0 in / 102 mm
3527 lb / 1.5 t	10.2 in / 262 mm	5.6 in / 142 mm	3.7 in / 94 mm	8.1 in / 206 mm	3.8 in / 97 mm	5.3 in / 135 mm	5.9 in / 150 mm	2.0 in / 51 mm	1.5 in / 38 mm	5.5 in / 140 mm
4409 lb / 2 t	10.2 in / 260 mm	5.6 in / 142 mm	3.7 in / 94 mm	8.1 in / 206 mm	3.8 in / 97 mm	5.3 in / 135 mm	5.9 in / 150 mm	2.1 in / 53 mm	1.5 in / 38 mm	5.5 in / 140 mm
6944 lb / 3 t	11.3 in / 287 mm	5.7 in / 145 mm	3.8 in / 97 mm	9.4 in / 239 mm	4.5 in / 114 mm	5.9 in / 150 mm	7.1 in / 180 mm	2.5 in / 64 mm	1.9 in / 48 mm	6.6 in / 168 mm
11023 lb / 5 t	12.9 in / 328 mm	6.5 in / 165 mm	4.9 in / 124 mm	11.4 in / 290 mm	4.9 in / 124 mm	6.6 in / 167 mm	8.7 in / 221 mm	2.9 in / 74 mm	2.3 in / 58 mm	8.2 in / 208 mm
17636 lb / 8 t	17.0 in / 432 mm	6.5 in / 165 mm	7.0 in / 178 mm	13.0 in / 330 mm	6.2 in / 157 mm	8.6 in / 218 mm	9.6 in / 243 mm	3.9 in / 99 mm	3.1 in / 79 mm	9.1 in / 231 mm
22046 lb / 10 t	17.0 in / 432 mm	7 in / 178 mm		13.0 in / 330 mm	6.2 in / 157 mm	8.6 in / 218 mm	9.6 in / 243 mm	3.9 in / 99 mm	3.1 in / 79 mm	9.1 in / 231 mm
33069 lb / 15 t	22.8 in / 579 mm	9 in / 229 mm		18.2 in / 462 mm	7.7 in / 196 mm	11.6 in / 295 mm	10.7 in / 272 mm	3.3 in / 84 mm	3.7 in / 94 mm	9.7 in / 246 mm
44092 lb / 20 t	22.8 in / 579 mm	9 in / 229 mm		18.2 in / 462 mm	7.7 in / 196 mm	11.6 in / 295 mm	10.7 in / 272 mm	3.3 in / 84 mm	3.7 in / 94 mm	9.7 in / 246 mm



Referential Images
Specifications may change without notice

Unit Weight & Dimensions

H Minimum Headroom	318 mm [12.5 in] Combined Hoist Trolley	Hand Chain Size	6 x 26.6
X Wheels Diameter	79 mm [3.1 in]	Package 1 Net Weight	33 lbs / 15 Kg
Total Unit Weight	33 lbs / 15 Kg		

Packaging Weight & Dimensions