



Manual Gantry Crane 1 Ton 7.8~11.8 ft Height 8 ft Span All Steel Construction

Key features

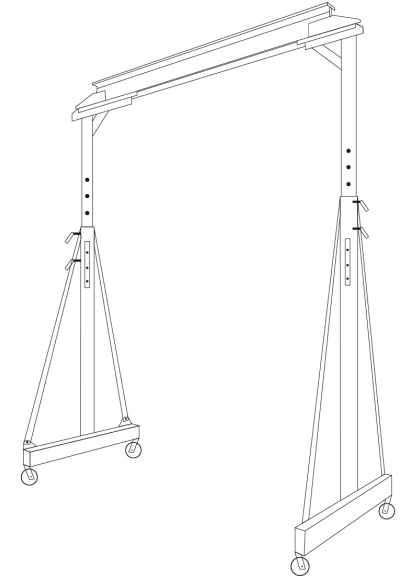
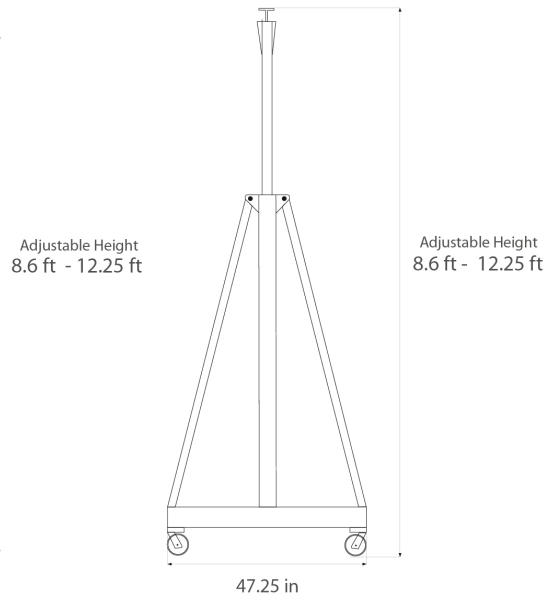
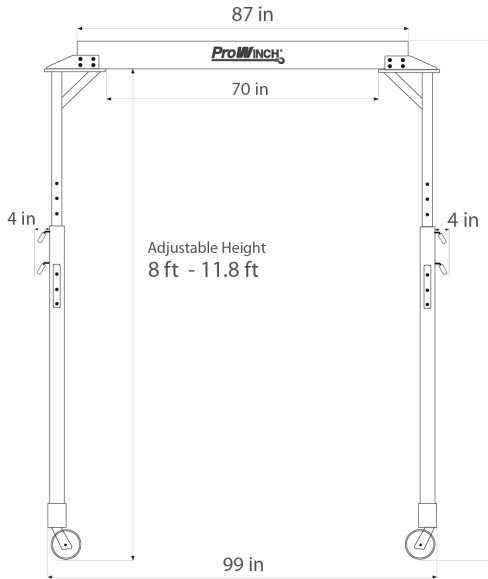
- Load Capacity: Supports up to 1 ton for heavy lifting tasks. Robust All-Steel Construction
- Adjustable Height: Height range of 7.8 to 11.8 feet for versatility in different workspaces. Height Range
- Span: 8-foot width accommodates a variety of load sizes and configurations.
- 1 Year Warranty, Customer Support and Service in the USA

Manual Gantry Crane Description

The Manual Gantry Crane is a versatile lifting solution designed for heavy-duty applications. With a load capacity of 1 ton and an adjustable height range of 7.8 to 11.8 feet, this crane is perfect for various industrial settings. Its 8-foot span and all-steel construction ensure durability and stability, making it ideal for lifting and moving materials safely and efficiently.

Technical Specifications

I-Beam Width Range	95 mm / 3.75 in	Requires Batteries	No
Warranty	1 Year	Components	Wheels, Bolts, Pins, Knobs, Beams and bot pattern plates



Unit Weight & Dimensions

Total Unit Weight	363 lbs / 165 Kg
--------------------------	------------------

Packaging Weight & Dimensions

Package 1 Net Weight	363 lbs / 165 Kg
Package 1 Width	17 in / 43.18 cm
Package 1 Gross Weight	396 lbs / 180 Kg
Package 1 Height	16 in / 40.64 cm
Package 1 Length	90 in / 228.6 cm